



GADDESBY  
KITCHENS

# THE PERFECT KITCHEN

A delicious recipe for family living



For success this recipe depends on using the finest quality ingredients. Start with cabinets from ECF, and dress with the latest European finishes by Egger. Mix these with the very best décor technology with Egger's worktops, together with lifetime guaranteed drawer and lift system technology from Blum. Add a flavour of cutting edge design with sinks, taps and appliances from Caple, and finish with innovative lighting from Sensio. Serve with a dash of style.

## CONTENTS

NOLA	08 - 15	CABINETS	118 - 123
SÖDERMALM	16 - 23	DESIGN ELEMENTS	124 - 131
COLOGNE	24 - 29	INTERNAL STORAGE	132 - 141
WARSAW	30 - 35	HANDLES	142 - 147
WYNWOOD	36 - 43	WORKTOPS	148 - 159
FUSION	44 - 51	SINKS, TAPS & APPLIANCES	160 - 173
ZONA	52 - 59		
BRERA	60 - 71		
MAYA	72 - 81		
DIANI	82 - 89		
COLMAR	90 - 99		
TAVIRA	100 - 107		
CONDESA	108 - 117		





# NOLA

Sometimes simple design is harder to get just right. But when it comes together perfectly – as in Nola – it's truly beautiful.



**Versatile. From every angle.  
That's the Nola kitchen.**

Bringing together texture, finish and colour with striking geometric lines produces a kitchen guaranteed to have that wow factor, and it certainly doesn't disappoint. It's a masterpiece of style with substance, endlessly practical and easy to live with. The pure lines of the slab door with matching edge create a uniform style, with discreet slimline handles, woodgrain detailing and solid co-ordinating colours.





“

### Style notes

Here we've kept the colour palette really subtle yet delivered what we feel is a striking kitchen design.

Pure brilliant white worktops work perfectly with the matt finishes of Dakar and Cashmere, but the results can be equally stunning when used with Dust and Silver Grey.

By using shallow open shelved cabinets above one of our single drawer units, you can create not only a functional piece of furniture but a very individual feature too.

”



## FINISHES



COCO BOLO



DRIFTWOOD



GREY BARDOLINO OAK



GREY NEBRASKA OAK




HACIENDA BLACK



MALI WENGE



SAND LYON ASH



CASHMERE




DAKAR



DUST GREY



LIGHT GREY



MUSSEL



SILVER GREY



STONE GREY



FJORD



INDIGO BLUE



OYNX GREY



PEARL GREY



PEBBLE GREY



SMOKE BLUE





# SÖDERMALM

Unassuming simplicity. Discreet detailing. It's what the Scandinavians do so well. As does Södermalm.



SÖDERMALM · Featured in Denim and Light Grey

## For style, read Sweden.

As its name suggests, this is a kitchen inspired by Nordic culture, bringing together authentic touches of nature and a discreet splash of colour to create a distinctive, understated look all of its own. On-trend shades mix with seductive lines, perfectly set off by beautifully thought-out detailing. Inspired by classic Scandinavian design, the plywood effect edging works with the carefully chosen colour palette to create a delightfully minimalist look.



SÖDERMALM





SÖDERMALM · Featured in Denim and Light Grey



“

### Style notes

Possibly the easiest kitchen we've ever designed, Södermalm's solid décor colours simply mix and match for a look that's modern, functional and still right on-trend – the versatile grey shadings work in any combination.

The fascia's ply effect edging works incredibly well alongside any of the décors; here, Denim and Alpine White have been complemented by the lighter sandy tones of Natural Halifax Oak.

”

FINISHES

ALPINE WHITE

DENIM

DUST GREY

FJORD

INDIGO BLUE

LIGHT GREY

SAFFRON

SILVER GREY

SMOKE BLUE

SÖDERMALM



A modern kitchen featuring grey shaker-style cabinets, a wooden island with a wine rack, and a dining table with black chairs. The kitchen has a white herringbone backsplash, a stainless steel sink, and three blue pendant lights. The floor is made of light-colored wood in a herringbone pattern. A framed abstract painting is on the wall to the right.

# COLOGNE

Think French farmhouse style. With a distinct 21st century twist. Too late...Cologne's beaten you to it.



## A new perspective on an old look.

Echoes of the old French farmhouse look with a distinctly urban edge adds to Cologne's universal appeal. If you're looking for a homely feel, it has it in spades; but at the same time, it delivers crisp, modern styling in a range of on-trend colours. This timeless and distinctive square-framed design, with inset flat centre panel, features a traditional bevelled seam perfectly complemented by sleek chrome finished handles.





“

### Style notes

The key here is simplicity: no elaborate mouldings or fussy decoration makes for an effortless look that stays fresh for years to come. For true Shaker style, match wooden worktops and doorknobs with a neutral floor, and include open shelving with a few key objects on display.

”





# WARSAW

No frills, no fuss, no flourishes. No wonder Warsaw is such a timeless design. And such a popular choice.



WARSAW · Featured in Stone Grey and White

**Elegantly simple.  
And simply elegant.**


The classic Shaker style that's stood the test of time: clean, sophisticated, uncluttered. It's beautifully understated, with a simple unpretentious design that combines the familiarity of traditional style with a modern linear look. The best of both worlds, in fact.



**FINISHES** (Cologne & Warsaw)




DUST GREY




IVORY



KASHMIR




LIGHT GREY



MUSSEL



STONE GREY



WHITE







# WYNWOOD

Solid, dependable, mature. There's a certain grown-up feel to Wynwood. Like it's a kitchen that's come of age.





WYNWOOD · Featured in Dust Grey

**Classical beauty.  
It simply never goes out of fashion.  
So it is with a Wynwood kitchen.**

Its lines are so elegant, its style so refined, its tones so cultured. And yet, it offers an understated twist; a modern edge, that adds a certain sophistication...rather like salted caramel, it's a delicious new take on a traditional favourite.



WYNWOOD

“

## Style notes

The woodgrain effect of the distinctive five-piece Wynwood door allows us to create subtle yet stylish kitchen designs... a traditional look given a modern feel.

Darker worktops such as a granite effect Tessina Terra work wonderfully well with Dakar and Light Grey décors. Alternatively, use lighter oak effect worktops with rustic characteristics such as Natural Arlington Oak and combine them with the Woodgrain White décor. A classic 5-piece door construction brings a style that mixes traditional and modern, with this season's solid paint-effect colours and a chic oak effect woodgrain.

”






FINISHES

WOODGRAIN




OAK



CASHMERE




DAKAR



DOVE GREY



DUST GREY



IVORY



MUSSEL



STONE GREY





# FUSION

Reflect, for a moment, on all that's great in a modern kitchen. And you'll see what makes Fusion slick, sleek and oh-so-stylish.




**Smooth, sophisticated.  
For dazzling beauty, look  
no further.**

The crisp lines and characteristic slab-style of Fusion add a touch of glamour to any kitchen. Its gleaming finishes and striking woodgrains are a confident style statement straight out of Hollywood, with feature end panels adding a refreshingly smart twist. Sharp styling from these slick-slab doors creates a distinctive look, painted and lacquered to give a high gloss finish that stays looking beautiful however hard it has to work.







“

## Style notes

Fusion really lends itself to a sharp, sophisticated look, with the superb high gloss fascias, painted and lacquered, matched with top quality ECF cabinets here in the UK.

Dark worktops are the way to go with a Fusion kitchen; it's easy to create an urban industrial look simply by combining a Boston Concrete worktop with High Gloss White fascias. Or for a distinctly modern look team the white fascia with our 25mm square-edged Black worktop.

”



## FINISHES

CASHMERE GLOSS

DUST GREY GLOSS

GRAPHITE GLOSS

IVORY GLOSS

LIGHT GREY GLOSS

PORCELAIN GLOSS

WHITE GLOSS







# ZONA

First impressions count, certainly. But a second, closer look often reveals the subtle details. So rewarding, and so Zona.



**Sometimes you don't need to shout to be heard.**

Take our Zona kitchen for example. Stylish and sophisticated. Elegant and graceful. Practical and refined. Its subtle design details and discreet features, it says so much about you without trying too hard. Slab doors with matching edge and fascia in both woodgrains and solid colours give a discreet look, complemented by the integrated trim handle (with handleless options available).





“

### Style notes

Zona is all about the subtle handle across the top of the fascia, combining the practicality of a handled fascia with a seamless look of handleless. The trick is to keep it simple.

Solid colours such as Cashmere and Light Grey work brilliantly with the striking woodgrain textured décors of Brown Orleans Oak and Lava Tortona. Alternatively combine two different textured and coloured fascias with the cooler light grey tones of the square-edged Ceramic Chalk worktop, or a glossy Cosmic White with a Quartz Glass Splashback.

”

# FINISHES

## WOODGRAINS



BOSTON CONCRETE



BROWN ORLEANS OAK



CASCINA PINE



GREY GLADSTONE OAK



LAVA TORTONA



NATURAL HALIFAX OAK



PASADENA PINE



SAND ORLEANS OAK



TOBACCO HALIFAX OAK



WHITE HALIFAX OAK

## CERAMIC



CERAMIC ANTHRACITE

## UNI-COLOURS



CASHMERE



DAKAR




DUST GREY



FJORD



INDIGO BLUE



LIGHT GREY



MUSSEL



OYNX GREY



PEARL GREY



PEBBLE GREY



SILVER GREY



SMOKE BLUE



STONE GREY

## ZONA





# BRERA

Few designs are truly dramatic. Fewer still can create drama with the rounded style and smooth panache of Brera.



**Simple. In design terms,  
it's often the best.**

Take Brera, for example. Strong, angular style mixed with long unbroken lines; smooth surfaces alongside bold accents. It's a look inspired by modern minimalism, a model of uncluttered thinking and clarity of purpose. And the effect is nothing short of dramatic.







“

### Style notes

Brera's High Gloss White finish works timelessly with dark quartz effect worktops like Cosmic Grey, but for a really contemporary look add one in matt-gloss cool-toned Ceramic Chalk.

If woodgrains are more your style but you still want a High Gloss finish, Grey fascias with a rustic smoked oak worktop like Tobacco Halifax Oak work really well; combine with a Ceramic Chalk Splashback to really bring the different finishes together.

”









BRERA GLOSS · Featured in Dust Grey and Light Grey

BRERA



## FINISHES

### GLOSS

CASHMERE

DUST GREY

GRAPHITE

IVORY

LIGHT GREY

PORCELAIN

WHITE

### MATT

DUST GREY

GRAPHITE

LIGHT GREY

MUSSEL

PORCELAIN

STONE

WHITE





# MAYA

Beautifully simple. And simply beautiful.  
That's what makes the traditional Shaker style  
so popular, and Maya so irresistible.



MAYA · Featured in Light Grey

**Timeless. Traditional. On-trend.  
Maya's whatever you want it to be.**

The framed shaker look. It adds just the right amount of simplistic design to create interest, yet allows a vast range of features to be added to turn it into a classic or contemporary masterpiece. How you style it is entirely up to you. But whatever you decide, Maya's 18mm doors and smooth painted, subtle-sheen style will provide the perfect blank canvas for your ideas.



MAYA





“

### Style notes

The simplicity of this classic shaker style door creates a subtle yet modern feel.

Combining the Soft Porcelain, glazed dresser units with Lancaster Oak cabinets and chrome cup handles works effectively to give an up to date shaker look. Alternatively, use Mussel, with our Natural Arlington Oak worktop and Windsor Pewter knobs for a more classic feel.

”



MAYA · Featured in Porcelain



MAYA



## FINISHES

PORCELAIN

LIGHT GREY

MUSSEL

STONE

DUST GREY

GRAPHITE





# DIANI

Little details often make the biggest difference.  
The tiny splash of colour. The subtle hint of flavour.  
The discreet beading of Diani.

## A refreshing twist? Take a closer look at Diani.

You may not see it straight away. But on closer inspection, you'll notice Diani offers a shaker style with a difference. Its 18mm thick, smooth painted doors with an understated sheen have that familiar framed look, but the internal beading around the centre panel brings that little extra contrast to the design, adding just enough grace and interest to make the subtlest of statements.





“

### Style notes

Diani brings a refreshing element on the traditional shaker style door. For a truly elegant style, team the Diani's stone fascia with satin chrome doorknobs and our 25mm square edge Ceramic Chalk worktop.

”





## FINISHES

PORCELAIN

LIGHT GREY

MUSSEL

STONE

DUST GREY

GRAPHITE





DREAMS  
DON'T WORK  
UNLESS  
YOU DO

# COLMAR

It's in human nature: the desire to go further and extend our capabilities beyond what was previously possible. Just as Colmar does for shaker style.



## Enduring elegance, taken further. That's Colmar.

Just how far can the traditional simplicity of the shaker style go? You'd be surprised. Certainly, Colmar features the 5-piece, solid-framed flat-panelled door in solid, 20mm-thick oak or ash as you'd expect, the brushed painted finish giving a greater depth of grain to add to its ageless beauty. But it also offers a myriad of possibilities with glazed doors, curved ends and open shelving Colmar has all the options.









COLMAR · Featured in Oak and Light Grey



“

### Style notes

Beautifully distinctive, The Colmar can be tailored to suit any taste. Combine Sage Green with Ivory fascias, open shelving and our Natural Halifax Oak worktops for a true dramatic shaker style, Alternatively, consider Colmar's Light Grey fascia with our 25mm Ceramic Anthracite worktop for a more contemporary feel.

”







## WOODGRAIN FINISHES



## PAINTED FINISHES







# TAVIRA

Should design classics be updated? It's an interesting question. And in the case of the shaker kitchen, Tavira provides the perfect answer.



TAVIRA · Featured in Porcelain

## Contemporary? Classic? Tavira truly combines the two.

The simplicity of shaker has never fallen from grace. But that's not to say it can't be given a refreshing contemporary twist. Here, the 5-piece oak or ash 20mm-thick door features a discreet internal moulding, adding a touch of character – while the brushed finish highlighting the depth of grain, with design options from glazing to over mantles, make Tavira a revitalised classic.





“

### Style notes

The internal mouldings characterise this contemporary style door. Style with Modular Pilasters, Light Grey fascias and long bar handles for a distinctive modern twist.

”






TAVIRA · Featured in Stone

## WOODGRAIN FINISHES




OAK


## PAINTED FINISHES



IVORY



MUSSEL



LIGHT GREY



SAGE GREEN



STONE



# CONDESA

Elegantly proportioned, beautifully finished.  
With its raised panel design, Condesa already  
feels like an instant classic.

**A Condesa kitchen.  
It's just a touch different.**

Contours as pleasing to the eye as they are to the touch. With Condesa, the design inspiration is definitely shaker – but with a centre panel that raises it above the ordinary. The 20mm thick, 5-piece solid frame in oak or ash echoes traditional proportions, while the brushed finish highlights the depth of grain to add even more style.







CONDESA · Featured in Oak



CONDESA · Featured in Sage Green and Light Grey



“

### Style notes

To create a real statement, try mixing the classic Ivory with glazed dressers, along with a marble worktop. For a rich shaker style, the Ivory and Oak fascia's make for a truly impressive look.

”









CONDESA · Featured in Light Grey

## WOODGRAIN FINISHES



## PAINTED FINISHES





CABINETS



## CABINETS

**They're the backbone of any kitchen; the hidden strength behind the sleek style and glamorous good looks. That's why we're as particular about our cabinets as any other part of our kitchens.**

It's all about quality and durability. Our superior cabinets are renowned for it. And because we manufacture them ourselves using state of the art machinery, we know they're engineered to a consistently high standard.

Take our standard specification. Using high density MFC premium quality Egger board throughout, each cabinet is as solid as a rock. Whichever cabinet combination you have fitted you can rest assured that they will always be fitted with Blum's hinge, lift or drawer systems, so a lifetime guarantee is standard for these components.

Our base, tall and appliance cabinets feature 18mm MFC backs, a 52mm service void and a very practical 570mm depth for greater versatility.

And as nothing demonstrates a kitchen's quality more than smooth-running soft closing drawers, you'll find Blum TANDEMBOX antaro pull-out drawer systems included too.

Our wall cabinets are also a breed apart. Light yet inherently strong, these 300mm deep cabinets have 8mm MFC backs, a 15mm service void and handleless design options. Look closely though and you'll see the true quality in the details. Blum's integrated soft closing hinges, Italiana Ferramenta Libra H2 fully adjustable cabinet hangers and wall plates for example, and sophisticated Blum AVENTOS XS and HF lift systems.

So if you want to know the real strength of a GADDESBY kitchen, simply take a look inside.



CABINET FINISHES



COCO BOLO



DRIFTWOOD



GREY BARDOLINO OAK



GREY NEBRASKA OAK



HACIENDA BLACK




MALI WENGE




SAND LYON ASH



LANCASTER OAK



ALABASTER




CASHMERE



DAKAR




DUST GREY



LIGHT GREY




MUSSEL



PLATINUM WHITE



STONE GREY



VANILLA





DESIGN  
ELEMENTS

## DESIGN FEATURES

**No two kitchens are ever the same. And it's the individual touches we bring that make the difference – which is where our feature cabinets add so much to any kitchen design.**

Choosing your kitchen style is just the beginning. Because with our ever-expanding range of feature cabinets, you can add all manner of extra looks, statement pieces and individual touches to make your kitchen truly your own.

Curved units or a dresser? Open shelving or a feature mantel? The

ideas and options are almost endless; but whichever you choose, you'll find it crafted with as much care and attention to detail as the rest of our kitchen cabinet range. So you can be sure their quality and durability are not only a perfect match for your kitchen, but also for every demand you put on them.







### CURVED UNITS

In modern kitchen design, sharp edges often just don't cut it; a hard corner can get in the way, as well as getting knocked and damaged. Much better to take the softer approach, with a stylish and smooth curved unit that maintains the flow of the design yet offers practical storage space.



### BUTCHERS BLOCK

Another traditional feature, especially in rustic, country-style kitchens, is the Butcher's Block. Beautifully simple and practical, it adds an air of authenticity, a feeling that your kitchen is a working environment – a place where delicious meals are prepared and served to the whole family every day.



### PLATE RACK

Now firmly back in fashion, the traditional plate rack swaps cupboard space for a brilliantly simple solution – just reach up and the plate you want is there, ready and waiting. And besides being sensible and practical in use, the plate rack makes a real feature of your crockery, adding visual interest to your kitchen.



### DRESSERS

With a traditional kitchen style, few things look quite as elegant as a glass-fronted dresser. It not only offers useful storage space, but also gives you the opportunity to make a feature of a special dinner service or beautiful glassware – especially when combined with discreet feature lighting.



## MANTELS

While they originated in the fireplaces of large farmhouse kitchens and grand country houses, the modern mantel is a fabulous way to make a statement. Usually combined with a range cooker for best effect, it creates an ideal way to integrate the extractor hood in a way that perfectly matches any traditional kitchen.



## OPEN SHELVING

Time was when everything in the kitchen was enclosed to create uniform surfaces and neat storage. In recent years though, open shelving has become really popular, adding visual interest – allowing attractive shapes and materials of kitchen, pans, bowls and utensils, such as wood and copper, to be on view.







INTERNAL  
STORAGE

## INTERNAL STORAGE

This is where we get really clever. In any kitchen, the efficient use of space is vital - and from simple wine racks to ingenious carousel systems for corner cupboards, you wouldn't believe the options we have available.

Better still, our Innostor range has been designed and manufactured by us, so you can be sure every product is of the highest quality. Designed to meet the highest standards, the Innostor Plus storage solution range incorporates heavy duty runner mechanisms with smooth soft close operation.

Chrome gallery rail sides complement the matt grey base and give the range a stylish yet functional finishing touch. From small individual basket applications to full height extension larders, Innostor Plus has it covered.

### Key features within the Innostor Plus range include:

- Solid bases, shelves or baskets
- Anti-slip surfaces
- Soft closing runners
- Chrome finished gallery rails
- Adjustable tray locations
- Full extension opening
- Concealed runners
- Self-centring action on rotating carousels







## BINS

With ever-more emphasis on the environment, the kitchen bin has become more of a recycling, composting and general waste station. In a variety of sizes and formats, our versatile integrated bins are an ideal solution, allowing you to separate waste easily and hygienically with everything safely tucked away out of sight.



## BASE PULL OUTS

The perfect solution to the age-old problem of reaching into the back of floor-level units, our Base Pull Outs offer a range of sturdy options. Each smoothly slides out to display the entire contents, making it so much easier to find what you need and see exactly what's stored in every cupboard.



## INDIVIDUAL PULL OUTS

For larger items in particular, Individual Pull Outs give you simple access to every item stored at floor-level – making it easier to lift out heavy pots and pans, or reach every piece of your dinner service, for example. A range of options is available, all featuring sturdy construction and super-smooth runners.





## TOWERS AND LARDERS



### SPACE TOWER

SPACE TOWER makes use of the full depth of your cabinet. Thanks to full extension, even those provisions stored in the furthest corner of a pull-out are easy to access from the left, right and even the front.

Ample storage space is the main priority with SPACE TOWER. This clever cabinet solution therefore makes the best possible use of the space available, with the option of storing and clearly arranging provisions in the pull-out.



### TALL LARDER PULL OUT

A brilliant way to access all your store cupboard items, these tall storage units pull out smoothly and easily to prevent items from moving around. Solidly constructed yet taking little effort to operate, the low wire sides make identifying the contents simple and straightforward.



## CORNER UNITS



### BLIND CORNER OPTIMISER

Storage should be about maximising the space available – and the Blind Corner Optimiser does just that. No more dead space in corner units, this cleverly-designed solution allows you to smoothly slide out one side followed by the second to give easy access to everything stored in there.



### NUVOLA TWIN SHELF

One of our most innovative storage options, the Nuvola makes the most of corner space and is stylishly finished in grey and chrome. Each swing shelf is independently mounted on a permanent shelf or the cabinet base and can take a hefty 20kg load – making them ideal for pans and larger items.



### CAROUSEL

A tried and tested way of using every inch of corner unit space, the carousel offers simple, direct access to every item. A wide variety of innovative designs is available, including semi-circle, three-quarters and full circle, with a choice of trays and storage compartments to suit whatever you need.

INTERNAL STORAGE



HANDLES





## HANDLES

**A different dimension, a fresh twist...it's surprising how your choice of handles can utterly transform your kitchen design's overall look. And with such a huge range available, there's no end of possibilities.**

Handles are one of the most popular ways to personalise any kitchen. They can add sleek, modern style, a traditional feature, a subtle highlight or the perfect finishing touch – and the choice available is nothing short of phenomenal.

With over 900 different handles to choose from, covering all sorts of shapes, materials and design styles. Of course, we can only show a few of them in this brochure – a selection of our core handles.



- |   |   |   |                                       |
|---|---|---|---------------------------------------|
| 1 <b>LEON, Bar Handle</b><br>FF20860PE  | 5 <b>WINDSOR, D Handle</b><br>FF11460BN   | 9 <b>WINDSOR, Cup Handle</b><br>FF11364BN | 13 <b>BONN, D Handle</b><br>FF20260FC |
| 2 <b>BROOKS, D Handle</b><br>FF12228PE  | 6 <b>WINDSOR, Knob</b><br>FF11300BN       | 10 <b>CAMDEN, D Handle</b><br>FF12128CH   | 14 <b>BONN, D Handle</b><br>FF20260BL |
| 3 <b>MERN, D Handle</b><br>FF20160CH    | 7 <b>WINDSOR, Knob</b><br>FF11300CH       | 11 <b>CAMDEN, D Handle</b><br>FF12128ACH  |                                       |
| 4 <b>WINDSOR, D Handle</b><br>FF11460CH | 8 <b>WINDSOR, Cup Handle</b><br>FF11364CH | 12 <b>CAMDEN, D Handle</b><br>FF12128BN   |                                       |



- 1 SLIM SQUARE, D Handle  
FF83092CH
- 2 MASSA, D Handle  
FF21060CH
- 3 SIENA, D Handle  
FF21260CH
- 4 MERN, D Handle  
FF20160CH

- 5 STADE, Strap Handle  
FF20460CH
- 6 ESSEN, Strap Handle  
FF20360CH
- 7 ASTEN, Rear Fix Handle  
FF22032AL
- 8 FYN, Rear Fix Handle  
FF21532SC

- 9 GELA, Pull Handle  
FF20932PE
- 10 DIJON, Tab Handle  
FF21832SC
- 11 MAYEN, Knob  
FF20516CH
- 12 VARDI, Pull Handle  
FF20796SS

- 13 KENSINGTON, Rear Fix Base Handle  
FF88001CH



- 1 ALBI, D Handle  
FF21692SC
- 2 CELLA, D Handle  
FF21960PE
- 3 MOTTLED, D Handle  
FF86528PE

- 4 ZURICH, Cup Handle  
FF21396SC
- 5 ESSEN, Strap Handle  
FF20360PE
- 6 MAYEN, Knob  
FF20516SS

- 7 ZURICH, Cup Handle  
FF21316SC
- 8 KENSINGTON, Rear Fix Handle  
FF88001SC
- 9 MOTTLED, Knob  
FF86435PE

- 10 PILA, Pull Handle  
FF20616SS
- 11 ASTEN, Rear Fix Base Handle  
FF22032AL
- 12 FYN, Rear Fix Handle  
FF21516SC





WORKTOPS

## WORKTOPS

**The perfect worktop? It not only has to look great next to your chosen kitchen style, it has to work hard too. Ideally, it should take whatever you throw at it – slicing bread, rolling pastry, chopping vegetables – and with one wipe, look good as new.**

Our range of high quality Egger 38mm and 25mm worktops offer you the next generation in laminate worktops, virtually indistinguishable from solid wood and stone they give you the style you're looking for with all the performance you need. In fact, they come with a ten-year guarantee and a prestigious FIRA Gold Award – so you can be sure their good looks will last.

The real beauty of our worktops is in their attention to detail. Whether you choose the classic look of granite, rustic woodgrains or sleek modern style, each worktop is beautifully finished. The individually-created textures look and feel just like the natural equivalent – but without the ongoing care and maintenance of stone or solid wood.

They're also a more environmentally-friendly option, being PEFC accredited and easy to recycle.

**Tough stains? Tougher worktops.** Everyday marks such as coffee, red wine, curry and shoe polish can be easily removed with a damp cloth and mild surface cleaner.

**Crash, bang...no problem.** Even if a heavy object accidentally falls out of a cupboard, don't worry – these high density worktops can take it.

**Can't stand the heat?** You can be sure our worktops can. As they'll be located next to hot ovens and microwaves, we've tested them up to 180°C.

**Always up to scratch.** Whatever your family throws at the highly durable laminate surface, it'll always keep its smooth good looks.

**Not fade away...** Our worktops put real timber in the shade – because while wood can lose or change its colour with long-term exposure to sunlight, our laminates don't.

### THE CONTEMPORARY RESOURCE

Developed to coordinate with the latest colour tones in kitchen design. You'll find both rustic and exotic woodgrains, cool stones and urban finishes alongside expert design thinking to bring your space to life.

### THE PREMIUM COLLECTION


All 12 designs come with in-vogue square edged profile, while 6 of the stone and ceramic designs are offered in a new sleek 25mm thickness.






THE CONTEMPORARY RESOURCE

**WOODGRAINS** 38mm Curved





STONE & CERAMIC 38mm Curved



ARCHETIPO TERRA  
F091



AVALON CREAM  
F334




BLACK  
U999



BLACK GRANITE  
F040




BOSTON CONCRETE  
F283



CASHMERE  
U702



CERAMIC ANTHRACITE  
F311



CERAMIC CHALK  
F312




ISODORA BEIGE  
F326




PEGASUS ANTHRACITE  
F081



PEGASUS WHITE  
F080



PREMIUM WHITE  
W1000



TENTO GREY BEIGE  
F133



TESSINA TERRA  
F222




TIVOLI ANTHRACITE  
F293


CONTRASTING SPLASHBACKS & UPSTANDS



HIGHLINE OAK  
H3344



PREMIUM WHITE  
W1000



STAINLESS STEEL MICROLINE  
F784



CHROMIX SILVER  
F638



QUARTZ GLASS  
F495



QUARTZ LUXOR  
F441





THE PREMIUM COLLECTION

**WOODGRAINS** 38mm Square



**STONE & CERAMIC** 25mm Square



**BLACK**  
U999



**CERAMIC ANTHRACITE**  
F311




**CERAMIC CHALK**  
F312



**PEGASUS ANTHRACITE**  
F081



**PEGASUS WHITE**  
F080




**PREMIUM WHITE**  
W1000


**CONTRASTING SPLASHBACKS & UPSTANDS**



**HIGHLINE OAK**  
H3344



**PREMIUM WHITE**  
W1000



**STAINLESS STEEL MICROLINE**  
F784



**CHROMIX SILVER**  
F638



**QUARTZ GLASS**  
F495



**QUARTZ LUXOR**  
F441





SINKS, TAPS  
& APPLIANCES

## SINKS AND TAPS

The finishing touches can make all the difference when it comes to creating your dream kitchen. Caple sinks are made in ceramic, granite, glass or stainless steel and our taps range from the classic to the hi-tech. They bring your kitchen to life by combining practicality with style, whatever your taste or budget.

Whatever kitchen design you've decided on, Caple has the perfect sink and tap to set it off. Making some key decisions now will help you find just the right combination.

### THINK ABOUT SINKS

People use sinks in many different ways. Do you require a drainer? How many bowls do you need and what sizes will be most useful? How about the space you have available? Now turn your attention to style. What will go best with your kitchen? Finally,

you need to choose the finish – traditional ceramic, contemporary stainless steel, luxurious glass or practical granite?

### TIME TO TALK TAPS

With Caple, a tap is not just a tap. You need to choose the type of lever, whether you want purified water or a pull-out spray head? Or perhaps a 3in1 tap with steaming hot water whenever you need it? And, what do you want your tap to look like?





### SINGLE CONTROL TAP

Single control or single lever taps have been with us for a long time now. It is testimony to their ease of use and adaptability to great design.



### CERAMIC SINKS

At home in any kitchen, a ceramic sink offers you the simple elegance of a bygone era, yet can look the part in the most contemporary settings. Choose from farmhouse sinks, inset sinks or individual bowls that can be inset or undermounted.



### STAINLESS STEEL SINKS

Stainless steel has been the automatic choice for professional cooks over many years. Why not make it yours? It is tough, resilient and highly practical – and in our range of styles and shapes it looks sensational too. Choose from our inset sinks with drainers or individual and multiple bowls.



### DUAL CONTROL TAPS

Classic does not mean old fashioned. For many of us dual control taps are a matter of personal preference. Hot on the left, cold on the right. It's as simple as that.





### GLASS SINKS

Join the elegance of glass and the practicality of stainless steel with cutting edge, innovative design and you have the Vitrea range of sinks.



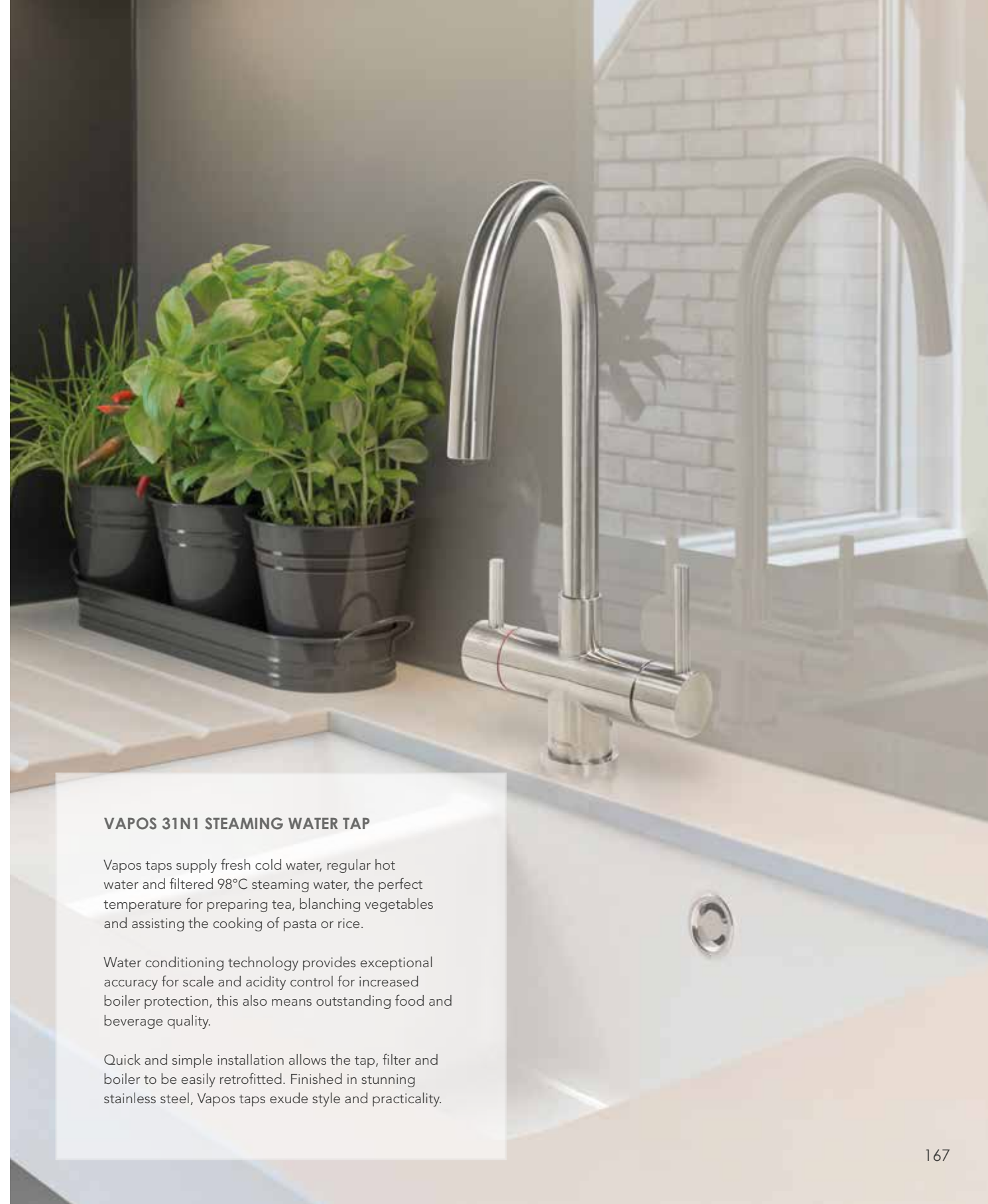
### PULL OUT TAPS

This powerful spray makes it so much easier to wash and rinse items. Used in most professional kitchens worldwide, it's a must-have for accomplished chefs. The secret is in the nozzle. This can be pulled out on the end of a long flexible hose, allowing you to move the tap freely around the sink.



### GRANITE SINKS

These are practical and beautiful sinks to cope with the demands of everyday living. Granite is synonymous with durability and can also offer you an array of stylish colours to match your décor. Choose from inset sinks with drainers or individual and multiple bowls.



### VAPOS 31N1 STEAMING WATER TAP

Vapos taps supply fresh cold water, regular hot water and filtered 98°C steaming water, the perfect temperature for preparing tea, blanching vegetables and assisting the cooking of pasta or rice.

Water conditioning technology provides exceptional accuracy for scale and acidity control for increased boiler protection, this also means outstanding food and beverage quality.

Quick and simple installation allows the tap, filter and boiler to be easily retrofitted. Finished in stunning stainless steel, Vapos taps exude style and practicality.



## APPLIANCES

**What would any kitchen be without its appliances? Arguably the most important feature in the contemporary kitchen, they should be beautiful, functional and technically advanced – and our Caple appliances are. Sleek induction hobs, discreet cooker hoods, whisper-quiet dishwashers and smart wine cabinets, their exceptional style and inspiring performance will not only be a perfect match for your kitchen, but also for your lifestyle.**

### Performance Guranteed

Naturally, every Caple product is designed with performance and reliability built in. However, for your complete peace of mind, we offer a free two-year guarantee on parts and labour. We use advanced technology to make our appliances highly energy efficient, reducing harmful emissions and cutting your bills in the process.

### All quiet in the kitchen

We take special care to make sure our appliances never intrude on your peace in the kitchen. In fact, we have a range dedicated to low-noise and high-performance. It includes dishwashers, large side-by-side fridge freezers and whisper-quiet wine cabinets.

### Sense Range

Designed to work seamlessly together, the Sense range of appliances give you sleek design, the latest technology, as well as effortless performance and control. With dramatic black glass, sharp lines and precision crafted stainless steel, they turn heads in any kitchen. At the same time, smart thinking and intelligent solutions deliver the ultimate in easy functionality.

In our Sense range beauty runs more than skin deep. It's apparent in the

smart touches and ideas that make using our appliances such a joy. You'll find fingertip touch controls for crisp styling and ease of use. An advanced cooling system in our wine cabinets helps you store any drink at the perfect temperature. Our steam ovens use steam injection to give you precise temperature consistency. While our warming drawers store your tableware so it's neither too hot nor too cold.

### Classic Range

Whether cooking, washing or cooling, our Classic range marries hard working functionality with an understated style. This collection focuses on making your life easier, providing superb all-round performance, high build quality and a smart, minimal design. Complementing any kitchen, it provides a no frills approach yet still puts seriously clever technology into the heart of your home.

Offering a host of appliances, our range meets your every need with products that are beautifully complementary. From range cookers built to feed the hungriest families, to the most versatile microwaves and heavy-duty dishwashers, we can provide you with high performance appliances that you can feel at home with.

### SENSE PREMIUM RANGE

As its name suggests, our Sense Premium range is for those who demand the finest cooking experience - both in terms of performance and style.

Every Sense Premium product has been manufactured to the finest tolerances, using cutting-edge technology and ingenious ideas. The result is a range of appliances that are effortless to use and simply sensational to look at.

### A STYLISH FINISHING TOUCH

With two stunning finishes - classic stainless steel and ultra contemporary white glass - Sense Premium has a look that will match your kitchen beautifully. All our finishes add high style to the unparalleled performance of our collection. For discerning cooks, our ovens offer professional standard functionality, while our built-in coffee machines and wine cabinets are the ultimate expression of a must-have lifestyle.

Even though Caple have designed and produced three extensive ranges of appliances they all carry the same Caple "Design ethos". This means that you don't have to adhere to just one of the ranges when planning your kitchen. You can readily match across the product ranges bringing together Classic with Sense and Sense Premium to create a unique kitchen that perfectly reflects your taste.





### HOBS

As with ovens, advanced technology has come to the fore with the kitchen hob. Gas, ceramic and induction versions are all available, incorporating the latest precision features to keep you in control. With a variety of formats designed to make the most of your space, you can even choose a modular set-up to combine gas, electric and induction.



### COOKING

It's no longer just a choice of electric or gas, single or double; today's ovens feature the latest culinary technology to make achieving perfect-tasting results simple. Caple offers not only gas, electric and microwave options, but steam ovens too – energy efficient and better able to keep the flavour in food. All easily programmable using touch controls or discreet push-pull knobs.





## FRIDGE FREEZERS

Keeping food fresh has become an art – as evidenced by the latest fridge freezers. Different temperature zones, air flow designs, humidity sensors and more combine with features such as glazed doors, LED lighting and electronic touch controls to make these one of the smartest appliances in today's kitchen – whether built-in or as a freestanding focal point.



## WINE CABINETS

For some, the ultimate luxury. Designed to create the optimum storage conditions for your wine, with the correct temperature, correct humidity and even the perfect air circulation, these cabinets even use low vibration technology to minimise disturbance. Other features include wooden, glass and pull-out shelf options, LED controls and stainless steel plinth grilles.





**Disclaimer:**

In the interests of our ongoing product development programme East Coast Fittings Limited reserve the right to discontinue, amend designs, materials or production methods of any of the products featured within this catalogue without prior notice.

Whilst every care has been taken to ensure that colours and finishes in this catalogue are accurate, due to the printing process involved in the production of this catalogue the reproduction of colours and finishes cannot be guaranteed as a true likeness. They should therefore only be used as a guide.

All images and illustrations featured in this catalogue are the copyright of East Coast Fittings Limited. Images and Illustrations may not be reproduced, copied, transmitted or manipulated without the permission of East Coast Fittings Limited.



GADESBY  
KITCHENS

◀ECF▶

EDITION 03  
SS.BR.2005